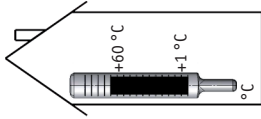
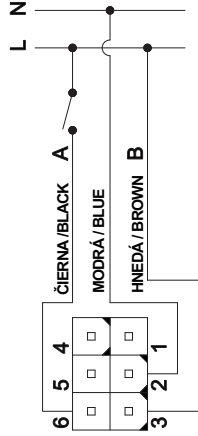


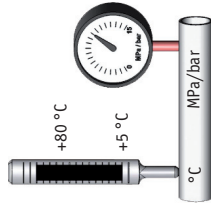
Regulus

LK 525

SCHÉMA ZAPOJENIA WIRING DIAGRAM



Teplota okolia
Amb. temp.



Tlakový rozdiel | Diff. press. 0,1 MPa / 1 bar
Max. tlak | Max. press. 1,0 MPa / 10 bar



3-cestný ventil
3-way Zonevalve



Pre zvýšenie max. pracovnej teploty na 120 °C alebo pre použitie pri chladení použite nástavec kód 11278.
Use adapter - code 11278 - for increasing of max. working temperature to 120 °C or for cooling applications.

REGULUS - TECHNIK, s.r.o.

Strojnícka 7G/14147 • 080 01 Prešov • SLOVAKIA

Tel.: 051/333 70 00 • Fax: 051/776 56 67

obchod@regulus.sk • sales@regulus.cz

www.regulus.sk • www.regulus.eu

Návod na montáž a obsluhu | Mounting and Operating
Instructions

Technické informácie | Technical information

Materiál - ventil | valve

Mosadz | Brass

EN 12165 CW617N, (MS58)

7 VA, 230 VAC, 50 Hz, IP 40

Doba prenatavenia | Operation time

asi 8 sec. | cca 8 sec.

Pripojenie kábla | Connection by cable

Molex®- konektor | Molex®- connector

Ovládanie | Control

jednopolóvé | 1-pole SPST

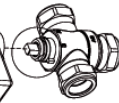
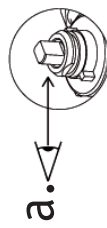
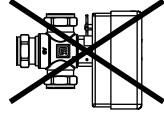
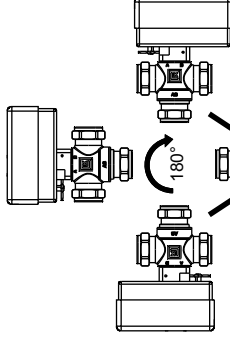
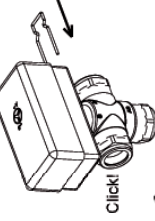
Montáž pohonu | Actuator mounting

Ručné ovládanie | Manual setting

Umiestnenie ventilu | Valve position

Smer prúdenia | Flow direction

C.



b.

AB-B (standard)

